

1. Videoyu izleyelim ve söyleniş sırasına göre cümleleri numaralandıralım.






- Shake the jar.
- Cut the lemon.
- Mix the water and sugar.
- Squeeze the lemon.
- Pour the lemonade into the glass.
- Cover the jar.



[https://www.linpedia.com/
FourthGrade/Unit6_1](https://www.linpedia.com/FourthGrade/Unit6_1)

Kodu okutun veya üstteki bağlantıyı
tarayıcınıza yazın

2. Videoyu izleyelim görsellerin altındaki boşluklara doğru kelimeleri yazalım.



3. Verilen kelimeleri boşluklara yerleştirelim ve tarifi tamamlayalım.

how to make a FRUIT SALAD

Six steps to make a fruit salad in a jar.

mix

cut

squeeze

cover

pour

shake



1. the apples, bananas and strawberries.



2. the orange to get orange juice.



3. the orange juice into the jar.



4. the fruits and the juice with a spoon.



5. the jar with its lid.



6. the jar and your fruit salad is ready!